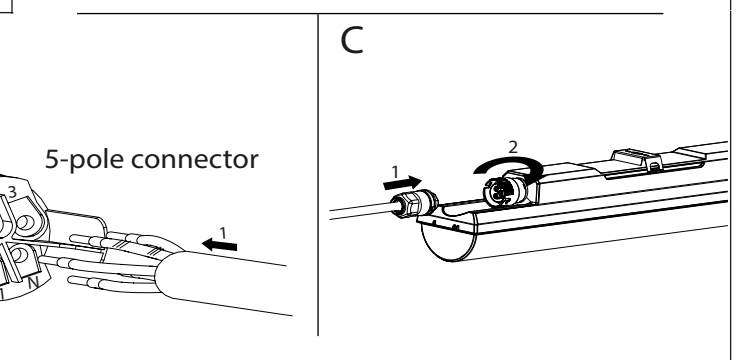
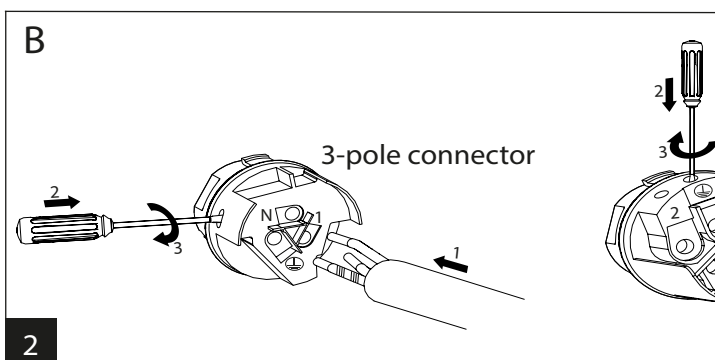
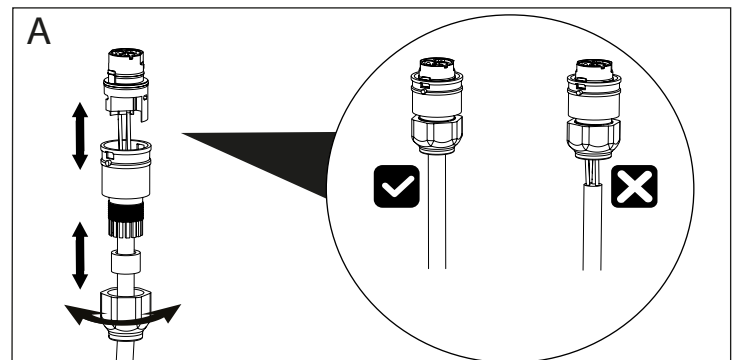
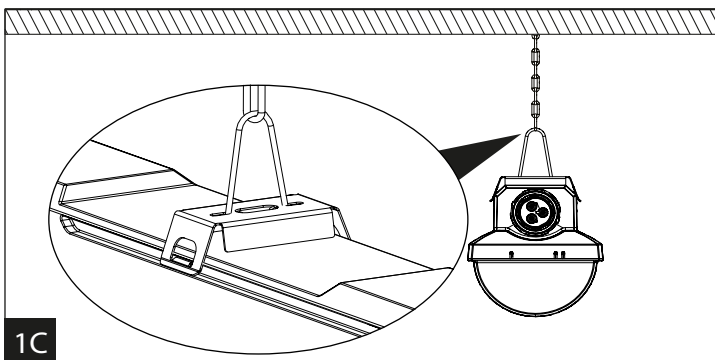
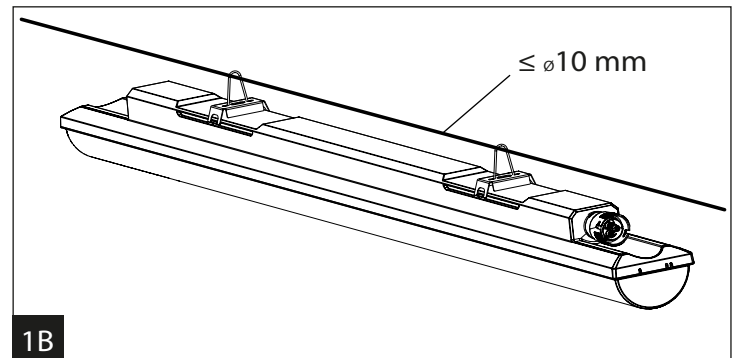
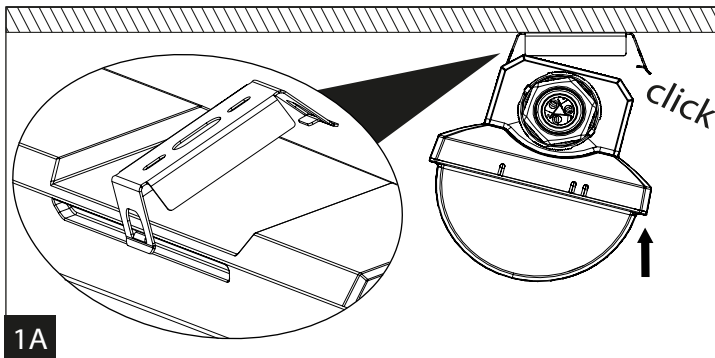
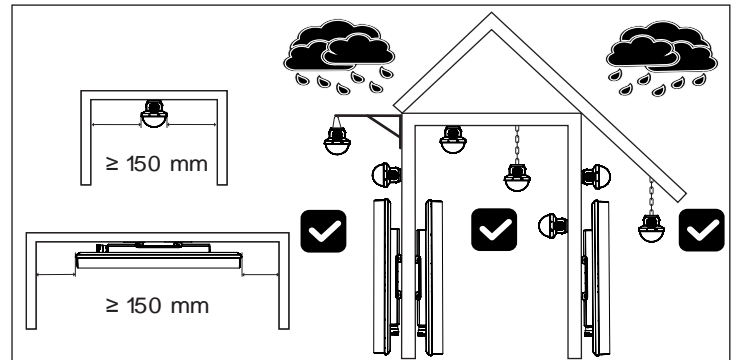
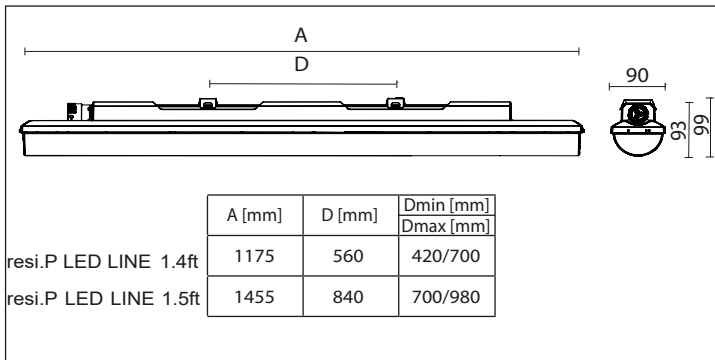



resi.P LED LINE

IP66 / IP69



230V
50/60Hz



Installation can only be carried out by an authorized person and according to the mounting instructions. Any other installation is considered to be improper. For well installation and good luminaire work is necessary ensure a planarity of a mounting surface. Make sure that the luminaire is always disconnected from the power supply before the installation work. Do not use the luminaire if damaged or if damaged the power cable. Only damp microfiber cloth can be used for cleaning. Technical changes are subjected without notice. Do not dispose the luminaire or its parts as household waste, but make the proper recycling.

Table of maximal number of luminaires in one line				10A B	16A B	10A C	16A C
Length	Σ lm	Σ lm	Σ lm	Σ luminaires	Σ luminaires	Σ luminaires	Σ luminaires
1.4ft	2600 lm			32	50	52	85
1.4ft	3200 lm	4400 lm		10	16	16	26
1.5ft	3250 lm	4000 lm	5500 lm	10	16	16	26